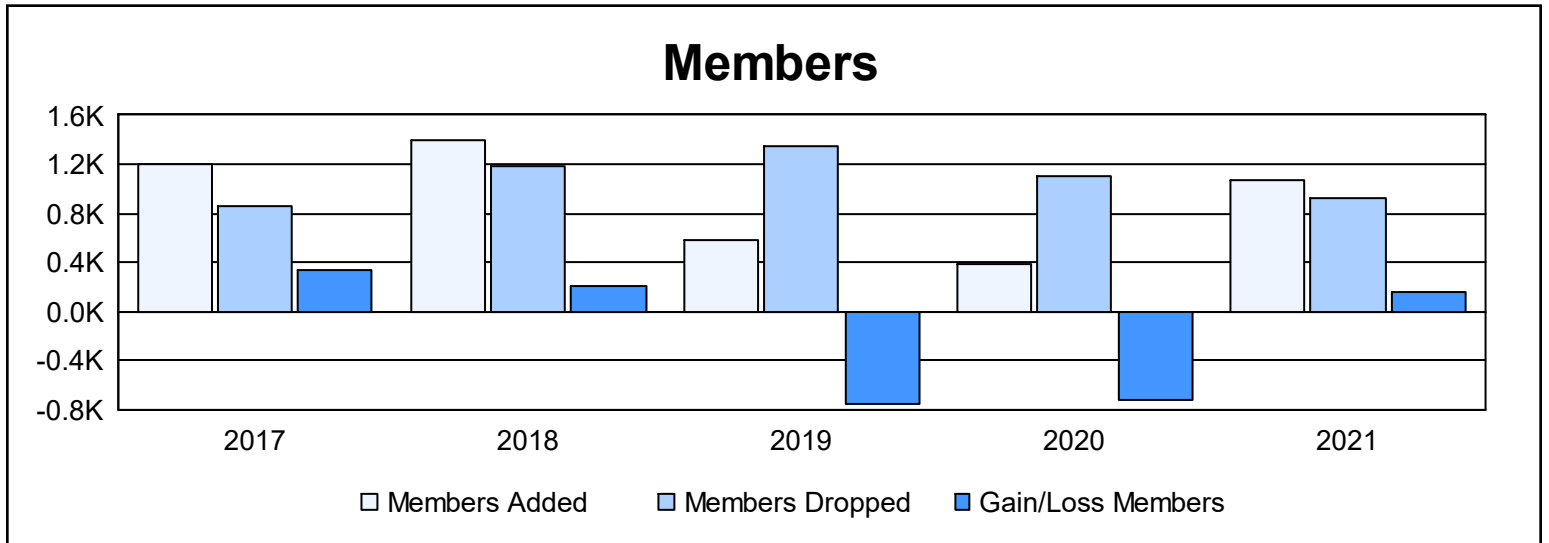
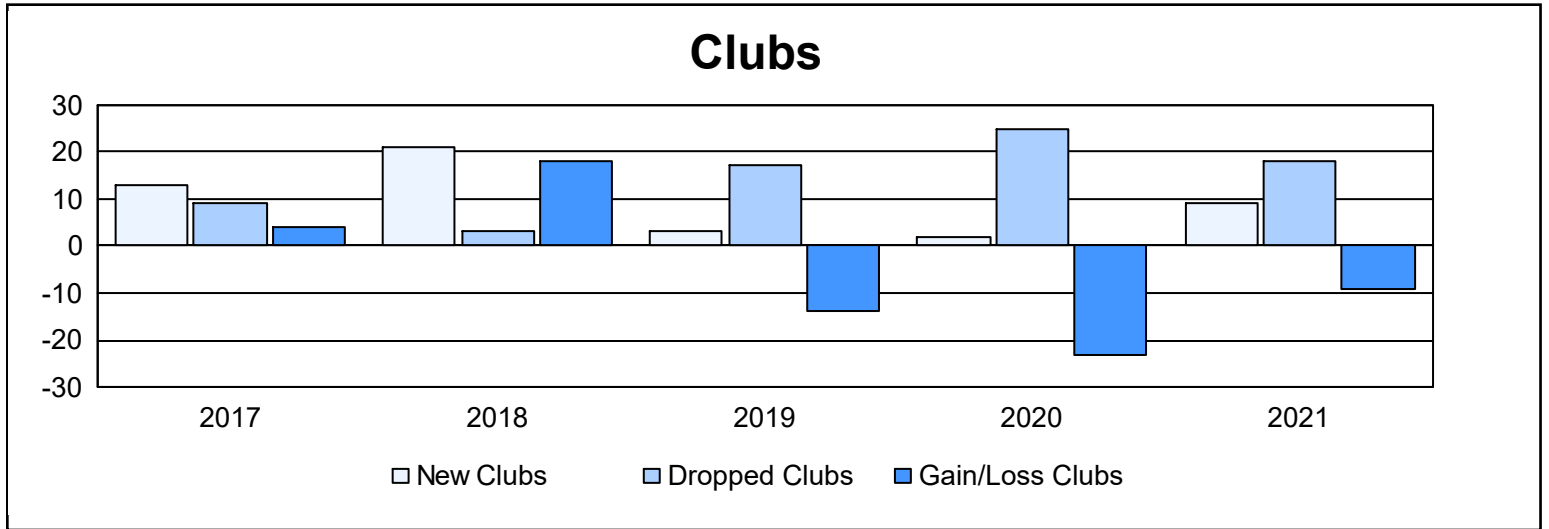


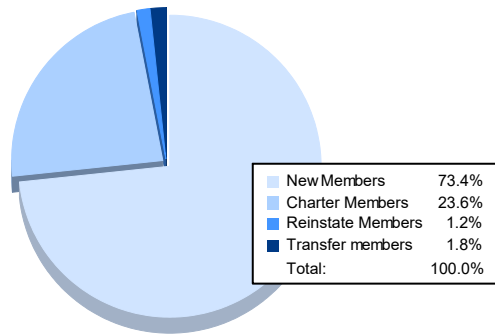
Multiple District O

As of June 2021 Cumulative

Year	New Clubs	Dropped Clubs	Gain/ Loss Clubs	New Members	Charter Members	Reinstate Members	Transfer Members	Total Member Added	Total Members Dropped	Gain/ Loss Members
2016-2017	13	9	4	851	315	9	21	1,196	855	341
2017-2018	21	3	18	810	535	30	21	1,396	1,185	211
2018-2019	3	17	-14	467	83	12	26	588	1,339	-751
2019-2020	2	25	-23	282	49	28	26	385	1,101	-716
2020-2021	9	18	-9	784	252	13	19	1,068	916	152
Average	10	14	-5	639	247	18	23	927	1,079	-153



Membership Composition June 2021 Cumulative



Gender Composition June 2021 Cumulative

